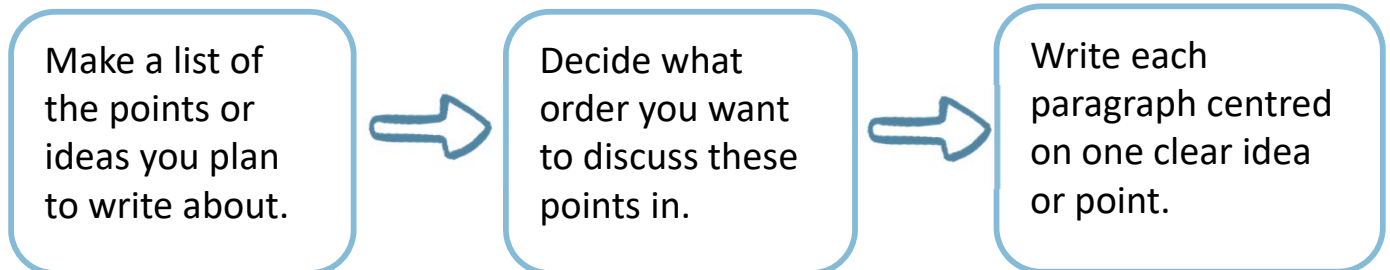



Developing writing in paragraphs

- Paragraphs are the blocks of writing you use to build your assignments.
- A paragraph is made up of a number of sentences linked together around a theme or topic.
- Using paragraphs allows the reader to cope with a section at a time.
- Paragraphs are a way of organising your thinking and making the meaning clear.



1 The first sentence is usually the **topic sentence** and tells us what the paragraph is about – the main theme, idea or point.

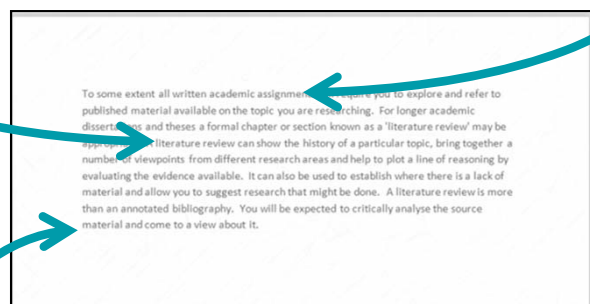
2

Development

The middle is where you develop or expand your main theme and the point you are making.

Explain and clarify by offering definitions of terms and by giving more detail.

Give evidence in support of your point from reading or research. Explain how this illustrates or proves the point you are making.



3

Finally, finish off the main idea of the paragraph with a **concluding sentence**.

- You may want to link this back to the main point or the assignment title.
- You can emphasise the main point.
- You can prepare for the next paragraph.

How long is a paragraph?

There is no fixed or ideal length for a paragraph.

If you are changing direction and want to bring in a new idea, then start a new paragraph.

Try to avoid really long paragraphs. You may need more than one paragraph if the theme is complex.

Plan your sequence

- Make sure each paragraph follows the one before it and leads to the one after in a way that makes sense to the reader.
- Order your paragraphs to make your line of reasoning clear and convincing. Persuade the reader by having good reasons for the points you are making.