



# Fellowship Interviews - What is Key?



## The Interview: Preparation is key!

- Review your application
- What would 'YOU' ask?
- Do a dress rehearsal
  - Practice with sample questions
  - Mock Interviews (the best preparation!!)
- Get the administration stuff right (to ensure you arrive on time, order of trials, take spares of everything)
- Seek local knowledge - lots of expertise in University of Edinburgh
- Understand the Panel's agenda and purpose



The Panel will be:

- Investing in the future of research
- Looking for future leaders
- Wanting to see achievement & vision
- Acting on behalf of the funding body
- Representing the groups who will benefit from the impact of your research

## 3Ps (& a T) of a fellowship:

### Proposal

#### EVIDENCE of

- Importance
- Projected outcomes
- Plan "B"
- Position in field
- Priorities

### Person

#### EVIDENCE of Why are you ...

- Unique
- Capable
- Independent
- Worth the investment (\*)

### Place

#### EVIDENCE of

- Excellence
- Research-led decision
- Potential to build capacity
- Relationships
- Independence

### Time

#### EVIDENCE of

- Why this has to happen now
- Implications of delay
- How it fits in your career development plan
- Opportunities available to you ... now!

## EVIDENCE is key!

(\*) Demonstration that you can be a future leader is so important!

## Referee Comments: Being PROFESSIONAL is key!




For most Fellowship programmes there is an opportunity to write a statement in response to referee comments.

Your response statement is one of the key pieces the panel considers


Many panels will start scanning your application for the key points, then look to see what the experts thought. They will then will look to see:

### Your Response



If they think you have missed key comments they will pick this up in the interview. This will demonstrate that you had an opportunity to respond but missed it.

### Your level of Professionalism



If they notice that the referees are inconsistent, they will give you an opportunity to address this - but do it in a professional way.

### Get another opinion!



In your response to referees you need to bring in critical friends - those who aren't as close to your application as you are and who can sense check your response, this will reflect in your response statement.

## Final Key points:

### The Application

View the Funder as a benefactor

Really understand what they are trying to achieve through this Fellowship programme and make sure that mission is echoed in the project you propose and your career objectives.

### The Interview

Watch your language

Have opinions, but be careful with your responses: 'This is always the case' or 'This never happens' could get you into bother. The panel will challenge you if you talk in very sweeping terms about big ideas that you don't fully understand.

Don't avoid saying 'I don't know'

Respond with 'I don't know, but what I will do is ...'

Talk about how you would address the uncertainty.