



Centre for Research in
Education Inclusion
and Diversity



Understanding the expansion of ASN in Scotland

Sheila Riddell and Elisabet Weedon
**Centre for Research in Education Inclusion
and Diversity,**
University of Edinburgh



Centre for Research in
Education Inclusion
and Diversity

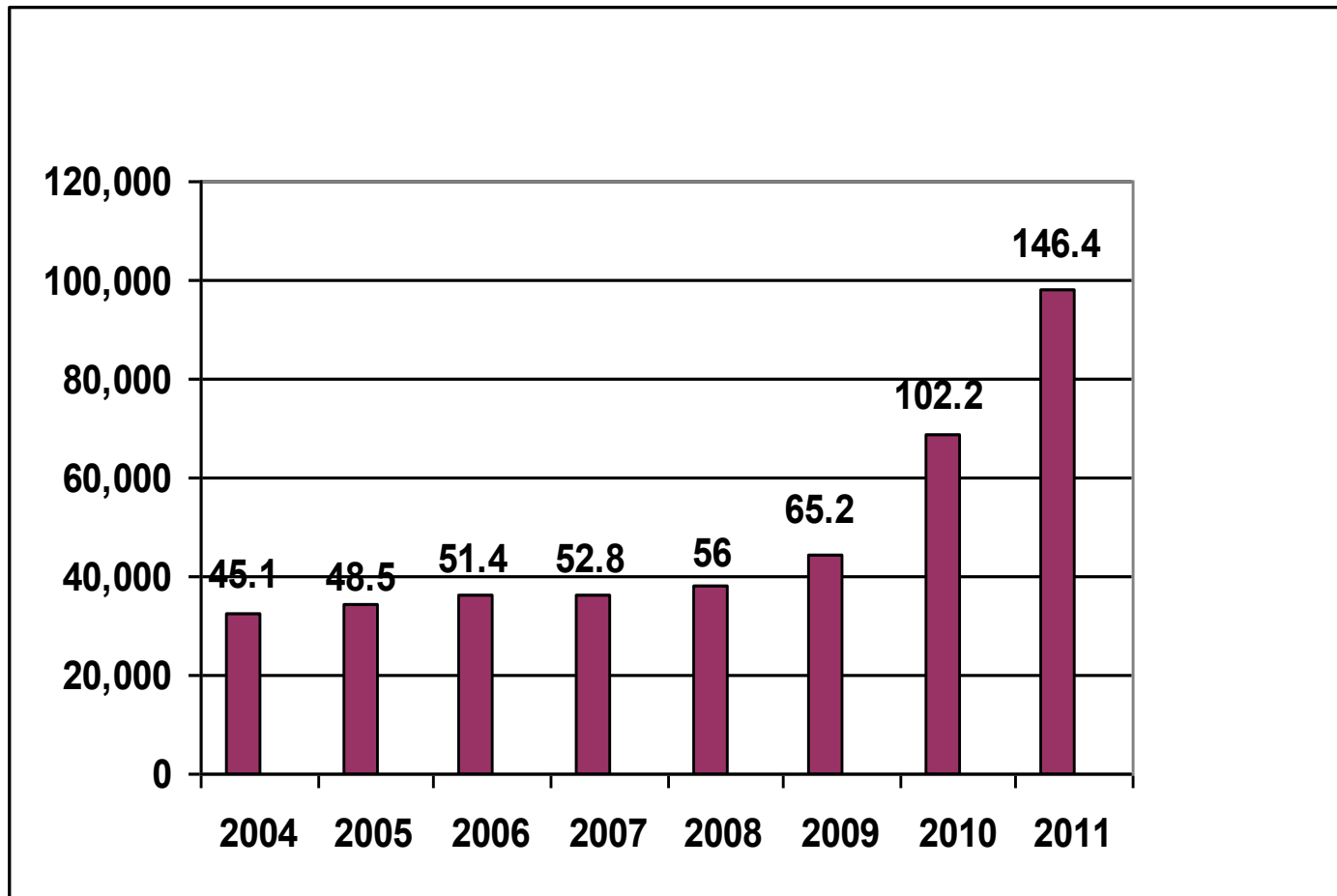


- Officially, social justice forms central part of Scottish educational agenda
- SNP administration – goal is to create ‘wealthier & fairer Scotland’
- This presentation explores twin trends in ASN in Scotland :
 - (i) expansion of numbers and categories,
 - (ii) reduction in proportion of children with statutory support plan providing guarantee of additional resources.



Centre for Research in
Education Inclusion
and Diversity

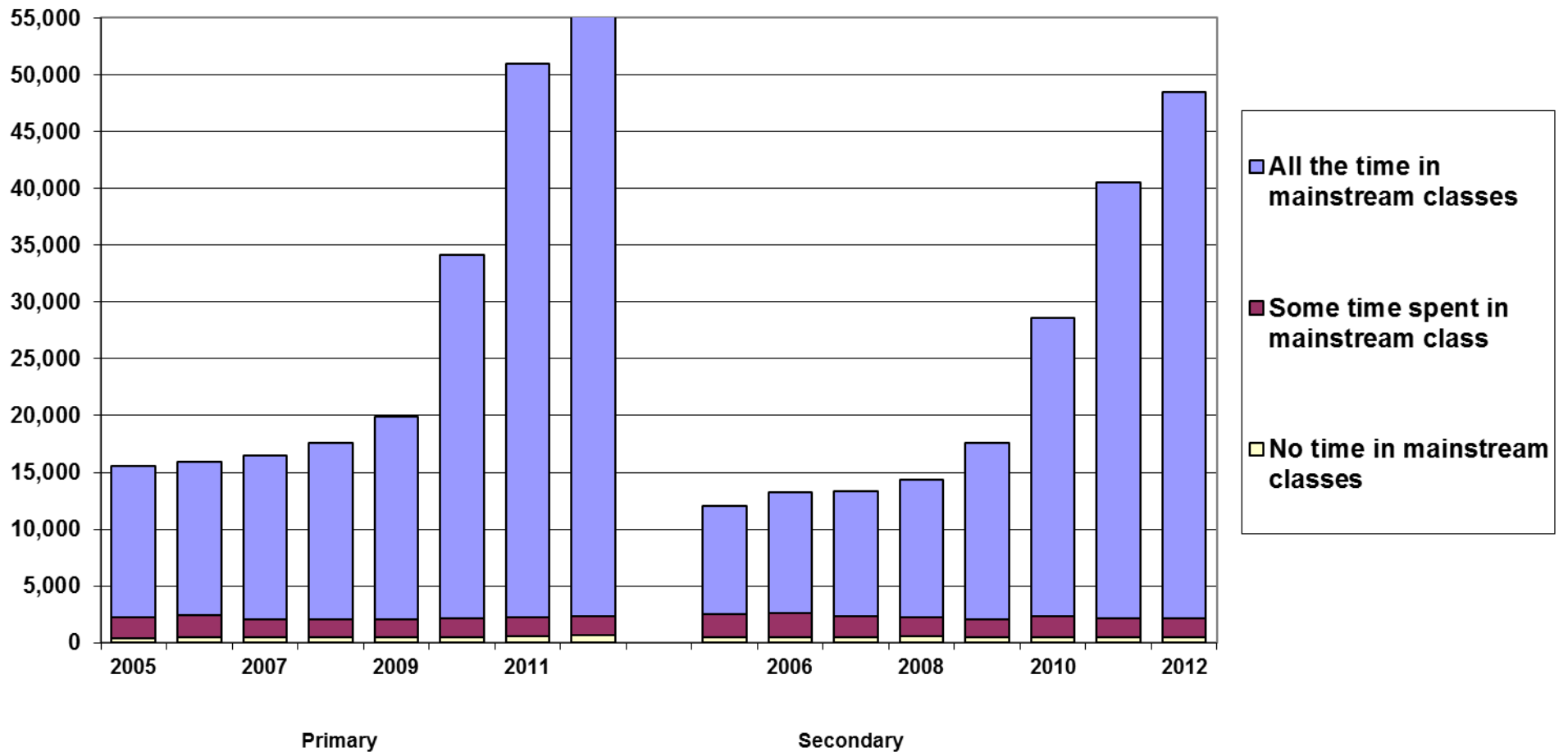
Increase in number of pupils identified as having ASN in Scotland- further increase in 2012 to 17.5% of pupil population





Centre for Research in
Education Inclusion
and Diversity

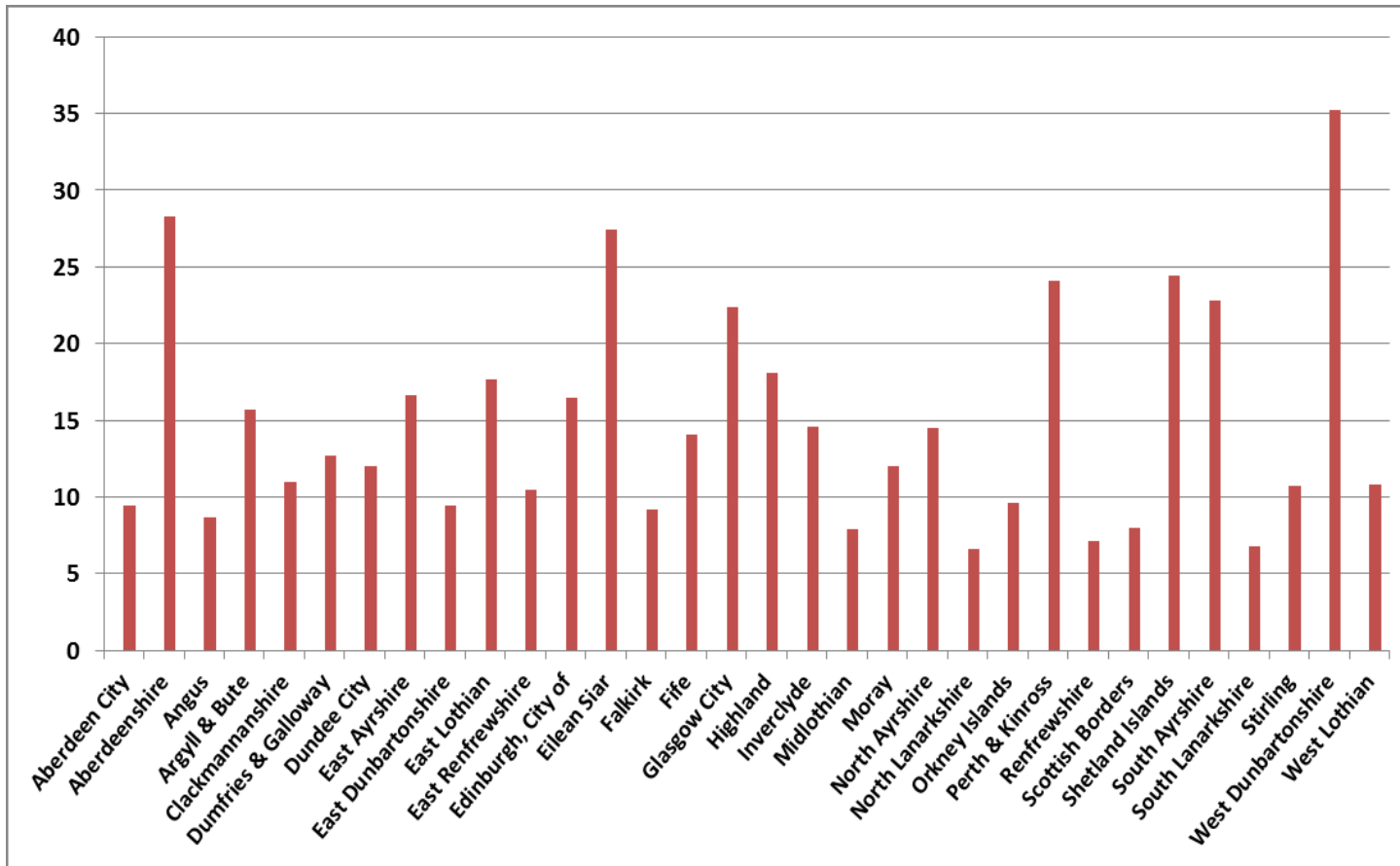
Official statistics suggest more pupils included in mainstream classes





Centre for Research in
Education Inclusion
and Diversity

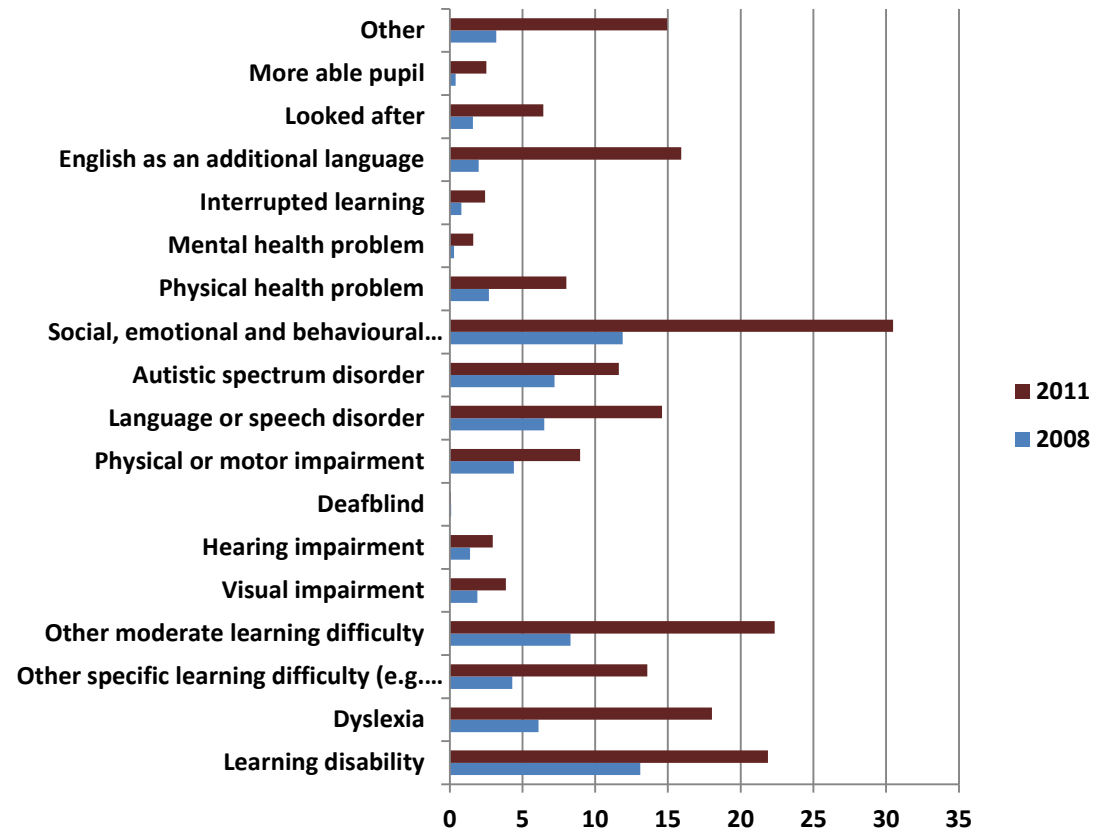
Wide LA variation in percentage of total pupil population identified as having ASN





Centre for Research in
Education Inclusion
and Diversity

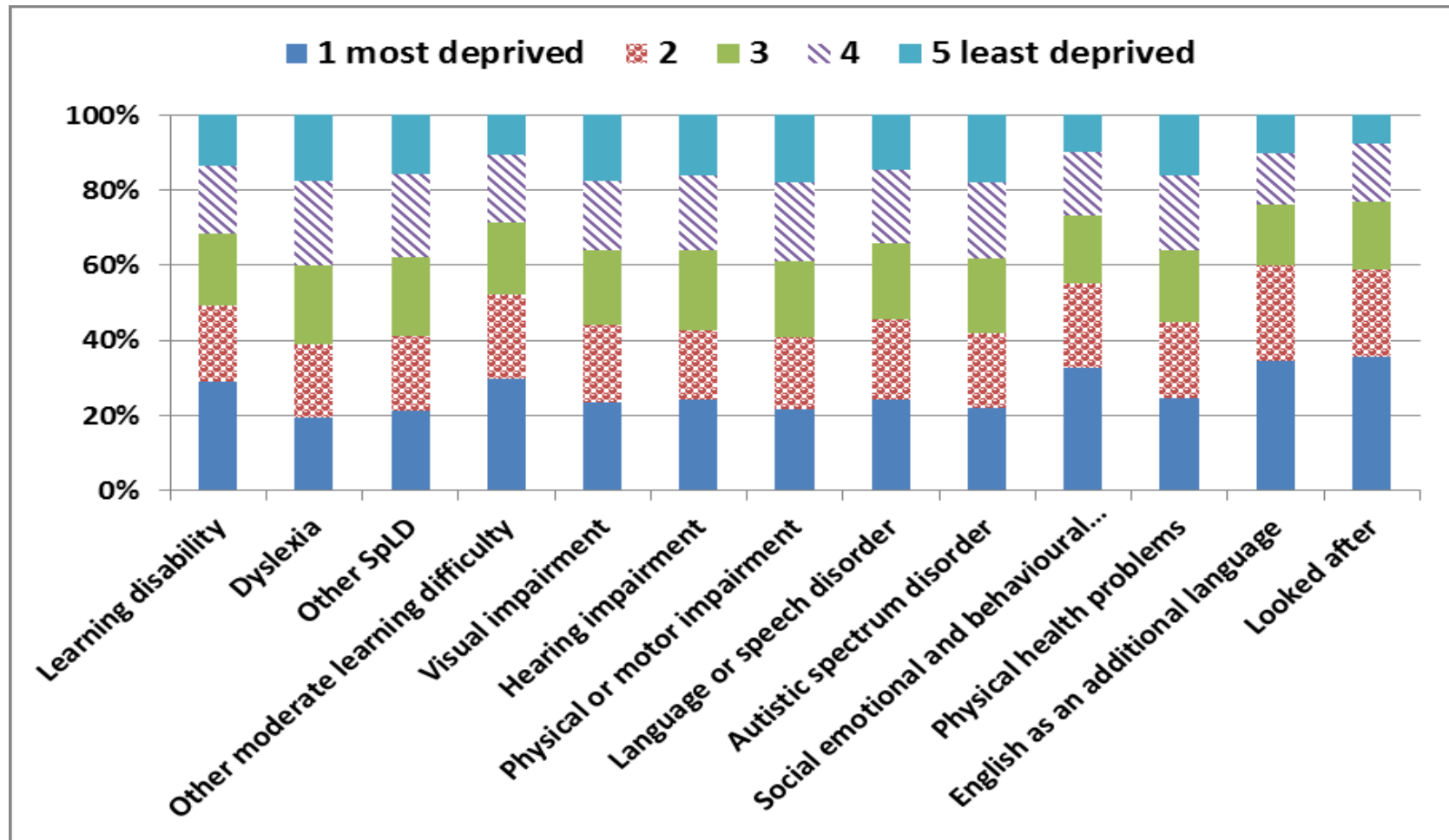
Marked growth in certain categories of difficulty, particularly SEBD (rate per 1,000 pupils) plus increase in categories used





Centre for Research in
Education Inclusion
and Diversity

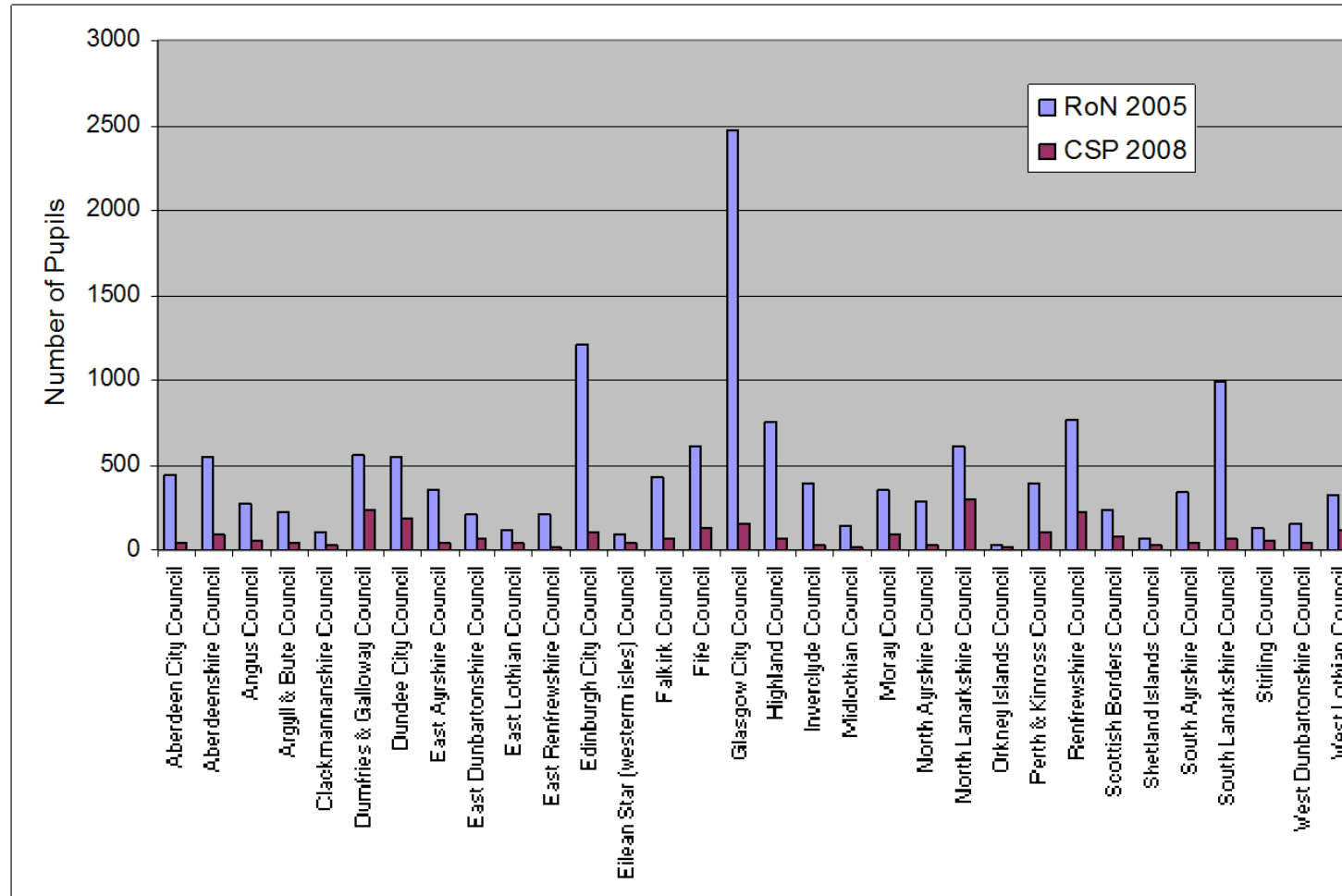
Certain categories associated strongly with social deprivation – particularly SEBD (the most stigmatising)





Centre for Research in
Education Inclusion
and Diversity

Decreasing use of statutory support plans over time





Centre for Research in
Education Inclusion
and Diversity

Slight decrease in exclusions – but strong association with deprivation



	Cases of exclusions	Rate per 1,000 pupils
Assessed or declared disabled	798	70
Not assessed or declared disabled	29,114	44
Looked after by local authorities	3,875	355
Not looked after by local authorities	26,336	40
Pupils with Additional Support Needs	7,651	174
Pupils with no Additional Support Needs	22,261	35
Lowest 20% of SIMD (Most deprived)	13,076	91
Highest 20% of SIMD (Least deprived)	1,614	12



Centre for Research in
Education Inclusion
and Diversity

Conclusion: Official endorsement of inclusion but creation of exclusion



- Strong focus on inclusion in Scottish education
- Large gap between attainment levels of schools & LAs linked to levels of social deprivation (Richard Tease's OECD report on Quality & Equity in Scottish Education)
- Pupil attainment: top 20% improving - bottom 20% static/declining
- Particular problems relating to attainment of white working class boys
- Expansion of categories most strongly associated with deprivation – but reduction in statutory plans providing some guarantee of additional resources



Centre for Research in
Education Inclusion
and Diversity

Support for Tomlinson's argument concerning social creation of ASN



Successive economic crisis associated with rise in unemployment and under-employment.

Category of ASN used to justify diminishing work opportunities for those from socially deprived backgrounds – as in 1980s following oil crisis & collapse of youth labour market

Worklessness reduced to supply side rather than demand side problem – deficient pupils rather than deficient labour market



Centre for Research in
Education Inclusion
and Diversity

But not the whole story...



Reduced use of CSPs illustrates shrinking of disability category as justification for needs-based resource allocation within late capitalist society (Stone, 1982, The Disabled State)

During times of economic boom, category of disability expands to justify distribution of resources on basis of need rather than work

During times of economic retrenchment, category of disability collapsed to include only most significant impairments – the deserving disabled.

In UK, massive contraction of disability benefits.

Reduction in CSPs suggests rationing of enhanced funding for disabled pupils as part of austerity measures.